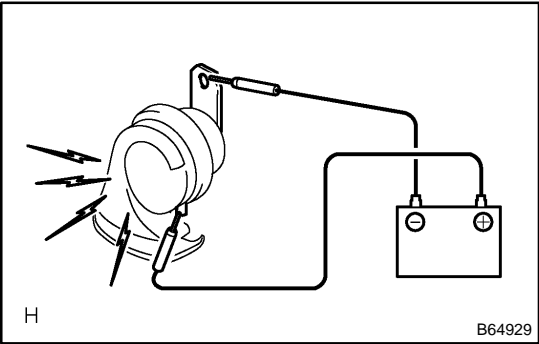


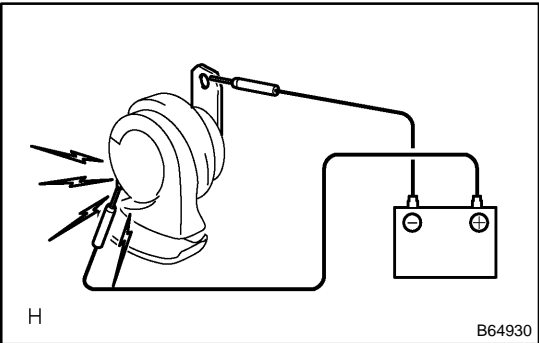
INSPECTION



1. INSPECT LOW PITCHED HORN ASSY

- (a) Connect the positive (+) lead from the battery to the terminal and the negative (-) lead to the horn body, and check that the horn blows.

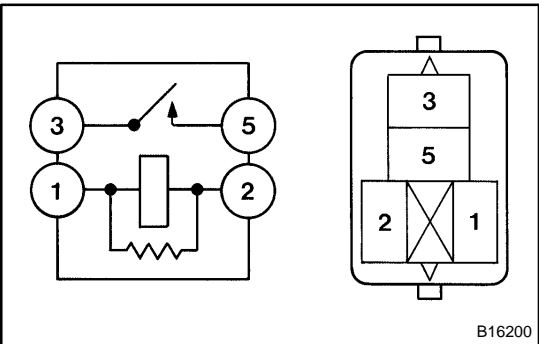
If the result is not as specified, replace the horn assy.



2. INSPECT HIGH PITCHED HORN ASSY

- (a) Connect the positive (+) lead from the battery to the terminal and the negative (-) lead to the horn body, and check that the horn blows.

If the result is not as specified, replace the horn assy.



3. INSPECT HORN RELAY ASSY

- (a) Remove the horn relay from the instrument panel junction block assy.
- (b) Inspect the horn relay continuity.

Standard:

Terminal No.	Condition	Specified Condition
1 ⇄ 2	Constant	Continuity
3 ⇄ 5	Apply B+ between terminals 1 and 2	

If the result is not as specified, replace the relay assy.